



## PMF 2024-2 PLC

Report for Distribution dated Aug 18, 2025

Global Corporate Trust  
<http://pivot.usbank.com/>





**PMF 2024-2 PLC**  
Monthly Investor Report

August 2025

<b>Analyst</b>	Enrico Prenza enrico.prenza@usbank.com +44 207 330 2220	<b>U.S. Bank Global Corporate Trust Address</b>	5th Floor 125 Old Broad Street London, EC2N 1AR
----------------	---------------------------------------------------------------	-------------------------------------------------	-------------------------------------------------------

<b>Distribution Date</b>	18-Aug-25	<b>U.S. Bank Global Corporate Trust Website</b>	<a href="https://pivot.usbank.com">https://pivot.usbank.com</a>
--------------------------	-----------	-------------------------------------------------	-----------------------------------------------------------------

General Information		Content	
<b>Interest Payment Date:</b>	18-Aug-25	Deal Summary	2
<b>Prior Interest Payment Date:</b>	16-Jul-25	Deal Performance Summary - Last 4 IPD	3
<b>Next Interest Payment Date:</b>	16-Sep-25	Collateral Performance Graphs	4
<b>Distribution Count:</b>	8	Delinquencies Graphs	5
<b>Closing Date:</b>	12-Dec-24	Deal Counterparties	6
<b>Final Maturity Date:</b>	16-Jan-60	Note Distribution Detail	7
<b>Interest Determination Date:</b>	11-Aug-25	Note Interest Reconciliation - Accrual	8
<b>Next Interest Determination Date:</b>	9-Sep-25	Note Interest Reconciliation - Deferred	9
<b>Index:</b>	Compounded Daily SONIA	Note Principal Reconciliation	10
<b>Currency:</b>	GBP (£)	Ratings Information	11
		Cash Reconciliation	12
		Other Required Information	13
		Mortgage Principal Analysis	14
		Principal Deficiency Ledger	15
		Reserve Fund Ledger	16
		Triggers	17
		Portfolio Performance	18-19
		Collateral Report	20-21
		Prepayment Rate (CPR)	22
		Pre-Enforcement Revenue Priority of Payments	23-25
		Pre-Enforcement Redemption Priority of Payments	26
		Swap Collateral Account Priority of Payments	27-28
		Post-Enforcement Priority of Payments	29-31
		Portfolio Analysis	32-39



**PMF 2024-2 PLC**  
Monthly Investor Report

August 2025

**Deal Summary**

Notes	Original Principal Balance	Credit Enhancement on Closing	Moody's/DBRS Initial Ratings		Outstanding Principal Balance	Pool Factor	Current Credit Enhancement	Moody's/DBRS Current Ratings		Moody's/DBRS Watch	
Class A Notes	1,113,148,000.00	12.25%	Aaa	AAA	1,096,538,746.44	0.985079	12.41%	Aaa	AAA		
Class B Notes	56,283,000.00	7.75%	Aa3	AA(high)	56,283,000.00	1.000000	7.85%	Aa3	AA(high)		
Class C Notes	37,522,000.00	4.75%	A2	A(high)	37,522,000.00	1.000000	4.81%	A2	A(high)		
Class D Notes	31,268,000.00	2.25%	Baa2	BBB(high)	31,268,000.00	1.000000	2.28%	Baa2	BBB(high)		
Class E Notes	12,506,000.00	1.25%	Ba1	BBB	12,506,000.00	1.000000	1.27%	Ba1	BBB		
Class X Notes	12,507,000.00	0.00%	Ba3	BBB(high)	6,003,112.36	0.479980	0.00%	Ba3	BBB(high)		
RC1 Residual Certificates	n.a.	n.a.	n.a.	n.a.	n.a.	n.a.	n.a.	n.a.	n.a.	n.a.	n.a.
RC2 Residual Certificates	n.a.	n.a.	n.a.	n.a.	n.a.	n.a.	n.a.	n.a.	n.a.	n.a.	n.a.
<b>Total</b>	<b>1,263,234,000.00</b>				<b>1,240,120,858.80</b>						



**PMF 2024-2 PLC**  
Monthly Investor Report

August 2025

**Deal Performance Summary - Last 4 IPD**

	Cut off	IPD 5	IPD 6	IPD 7	IPD 8
<b>Delinquencies</b>					
1-2 Months in Arrears		0.16%	0.18%	0.22%	0.17%
2-3 Months in Arrears		0.03%	0.04%	0.01%	0.01%
3-4 Months in Arrears		0.03%	0.00%	0.02%	0.03%
4+ Months in Arrears		0.00%	0.00%	0.00%	0.00%
<b>Excess Spread</b>					
Amount during Period		0.00	0.00	0.00	0.00
Percentage of Pool (Annualised)		0.00%	0.00%	0.00%	0.00%
<b>Constant Prepayment Rate (CPR)</b>					
Period		1.30%	2.32%	1.92%	1.90%
Since Cut off		1.65%	1.77%	1.79%	1.80%
<b>Principal Payment Rate (PPR)</b>					
Total Principal Payments in Period		1,522,358.16	2,599,999.05	2,177,493.26	2,144,256.49
Principal Cut off Balance	1,252,158,701.41	1,242,471,196.65	1,239,871,197.60	1,237,693,704.34	1,235,549,447.85
Percentage of Cut off Balance (%)		0.12%	0.21%	0.18%	0.17%
<b>Payment Rate</b>					
Percentage of Interest Due (%)		100.00%	100.00%	100.00%	100.00%
<b>Cumulative Losses</b>					
Percentage of Initial Principal Balance (%)		0.00%	0.00%	0.00%	0.00%

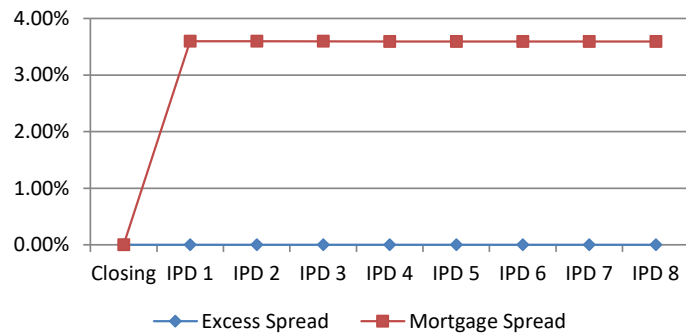


**PMF 2024-2 PLC**  
Monthly Investor Report

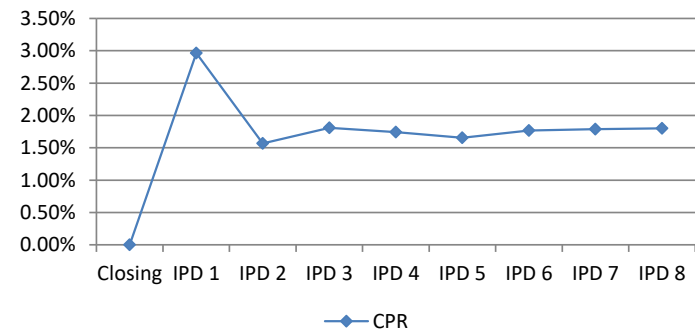
August 2025

**Collateral Performance Graphs**

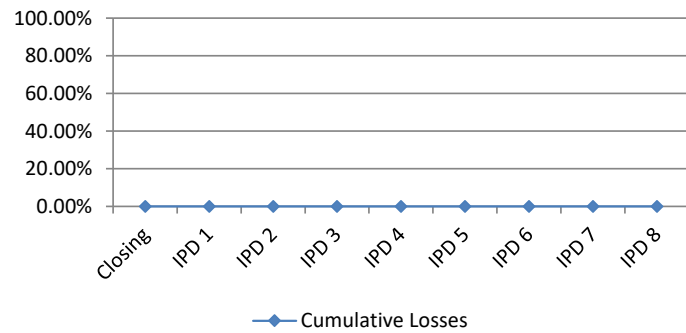
**Mortgage Margin & Excess Spread**



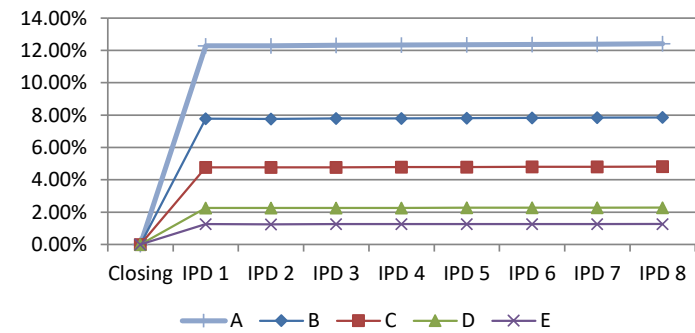
**CPR (since issue)**



**Cumulative Losses**



**Credit Enhancement**



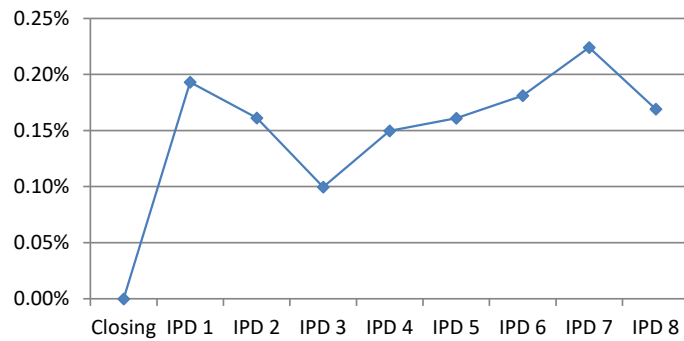


**PMF 2024-2 PLC**  
Monthly Investor Report

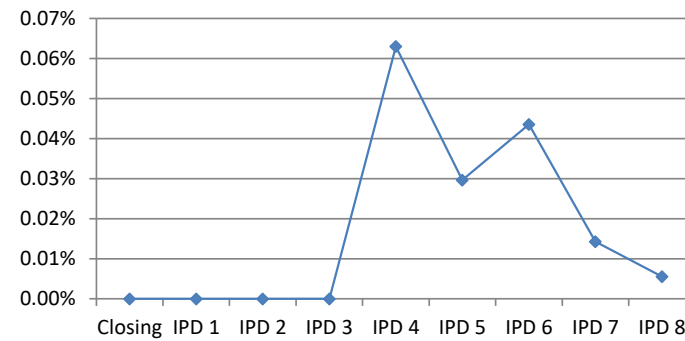
August 2025

**Delinquencies Graphs**

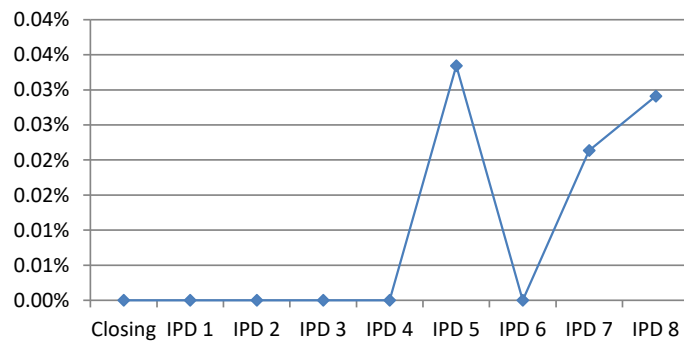
**Delinquencies (1-2 Months in Arrears)**



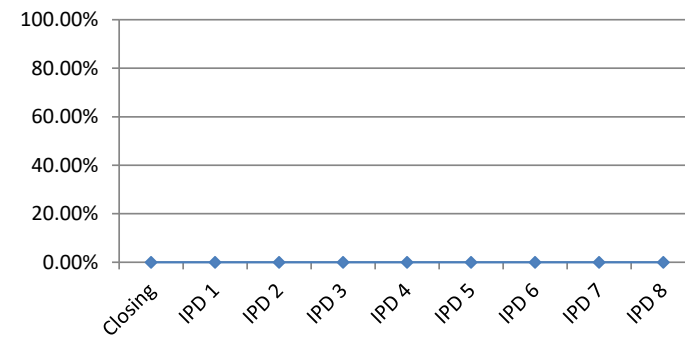
**Delinquencies (2-3 Months in Arrears)**



**Delinquencies (3-4 Months in Arrears)**



**Delinquencies (4+ Months in Arrears)**





**PMF 2024-2 PLC**  
Monthly Investor Report

August 2025

**Deal Counterparties**

Role	Counterparty	Moody's			DBRS			comments
		Long-Term	Short-Term	Rating Trigger	Long-Term	Short-Term	Rating Trigger	
Issuer	PMF 2024-2 PLC							
Holdings	PMF Holdings 2024-2 Limited							
Servicer	Charter Court Financial Services Limited							
Seller	Charter Court Financial Services Limited							
Cash Manager	U.S. Bank Global Corporate Trust Limited							
Swap Provider	Banco Santander, S.A.			A3				A (low)
Issuer Account Bank	U.S. Bank Europe DAC, UK Branch	A2	P-1	A3/P-1				A (low)
Collection Account Bank	Barclays Bank PLC							
Security Trustee	U.S. Bank Trustees Limited							
Note Trustee	U.S. Bank Trustees Limited							
Principal Paying Agent	U.S. Bank Europe DAC, UK Branch							
Agent Bank	U.S. Bank Europe DAC, UK Branch							
Registrar	U.S. Bank Europe DAC, UK Branch							
Corporate Services Provider	CSC Capital Markets UK Limited							
Back-Up Servicer Facilitator	CSC Capital Markets UK Limited							
Share Trustee	CSC Corporate Services (UK) Limited							
Arranger	Merrill Lynch International							
Lead Manager	Merrill Lynch International							



**PMF 2024-2 PLC**  
Monthly Investor Report

August 2025

**Note Distribution Detail**

Notes	ISIN / Common Code	Original Principal Balance	No. Of Notes	Beginning Principal Balance	Total Principal Distribution	Ending Principal Balance	Total Interest Distribution
Class A Notes	XS2949623289 / 294962328	1,113,148,000.00	11,131	1,098,683,002.93	2,144,256.49	1,096,538,746.44	4,961,086.54
Class B Notes	XS2949623362 / 294962336	56,283,000.00	563	56,283,000.00	0.00	56,283,000.00	269,410.83
Class C Notes	XS2949623446 / 294962344	37,522,000.00	375	37,522,000.00	0.00	37,522,000.00	189,784.42
Class D Notes	XS2949623529 / 294962352	31,268,000.00	313	31,268,000.00	0.00	31,268,000.00	172,286.85
Class E Notes	XS2949623792 / 294962379	12,506,000.00	125	12,506,000.00	0.00	12,506,000.00	86,998.99
Class X Notes	XS2949623875 / 294962387	12,507,000.00	125	6,390,173.81	387,061.45	6,003,112.36	47,342.46
RC1 Residual Certificates	n.a.	n.a.	n.a.	n.a.	n.a.	n.a.	0.00
RC2 Residual Certificates	n.a.	n.a.	n.a.	n.a.	n.a.	n.a.	0.00
<b>Total</b>		<b>1,263,234,000.00</b>	<b>12,632</b>	<b>1,242,652,176.74</b>	<b>2,531,317.94</b>	<b>1,240,120,858.80</b>	<b>5,726,910.09</b>





**PMF 2024-2 PLC**  
Monthly Investor Report

August 2025

**Note Interest Reconciliation - Accrual**

Notes	ISIN / Common Code	Method	Days	Beginning Principal Balance	Rate of Interest	Total Interest Accrued	Other Interest	Total Interest Distribution
Class A Notes	XS2949623289 / 294962328	Actual/365 (Fixed)	33	1,098,683,002.93	4.99440%	4,961,086.54	0.00	4,961,086.54
Class B Notes	XS2949623362 / 294962336	Actual/365 (Fixed)	33	56,283,000.00	5.29440%	269,410.83	0.00	269,410.83
Class C Notes	XS2949623446 / 294962344	Actual/365 (Fixed)	33	37,522,000.00	5.59440%	189,784.42	0.00	189,784.42
Class D Notes	XS2949623529 / 294962352	Actual/365 (Fixed)	33	31,268,000.00	6.09440%	172,286.85	0.00	172,286.85
Class E Notes	XS2949623792 / 294962379	Actual/365 (Fixed)	33	12,506,000.00	7.69440%	86,998.99	0.00	86,998.99
Class X Notes	XS2949623875 / 294962387	Actual/365 (Fixed)	33	6,390,173.81	8.19440%	47,342.46	0.00	47,342.46
RC1 Residual Certificates	n.a.	Actual/365 (Fixed)	n.a.	n.a.	n.a.	n.a.	n.a.	0.00
RC2 Residual Certificates	n.a.	Actual/365 (Fixed)	n.a.	n.a.	n.a.	n.a.	n.a.	0.00
<b>Total</b>				<b>1,242,652,176.74</b>		<b>5,726,910.09</b>	<b>0.00</b>	<b>5,726,910.09</b>



**PMF 2024-2 PLC**  
Monthly Investor Report

August 2025

**Note Interest Reconciliation - Deferred**

Notes	ISIN / Common Code	Beginning Deferred Interest	Interest Accrued on Deferred Interest	Current Period Deferred Interest	Deferred Interest Payments	Ending Deferred Interest
Class A Notes	XS2949623289 / 294962328	0.00	0.00	0.00	0.00	0.00
Class B Notes	XS2949623362 / 294962336	0.00	0.00	0.00	0.00	0.00
Class C Notes	XS2949623446 / 294962344	0.00	0.00	0.00	0.00	0.00
Class D Notes	XS2949623529 / 294962352	0.00	0.00	0.00	0.00	0.00
Class E Notes	XS2949623792 / 294962379	0.00	0.00	0.00	0.00	0.00
Class X Notes	XS2949623875 / 294962387	0.00	0.00	0.00	0.00	0.00
RC1 Residual Certificates	n.a.	n.a.	n.a.	n.a.	n.a.	n.a.
RC2 Residual Certificates	n.a.	n.a.	n.a.	n.a.	n.a.	n.a.
<b>Total</b>		<b>0.00</b>	<b>0.00</b>	<b>0.00</b>	<b>0.00</b>	<b>0.00</b>



**PMF 2024-2 PLC**  
Monthly Investor Report

August 2025

**Note Principal Reconciliation**

Notes	Beginning Principal Balance	Total Principal Distribution	Ending Principal Balance	--- Credit Support ---	
				Original (1)	Current (2)
Class A Notes	1,098,683,002.93	2,144,256.49	1,096,538,746.44	12.25%	12.41%
Class B Notes	56,283,000.00	0.00	56,283,000.00	7.75%	7.85%
Class C Notes	37,522,000.00	0.00	37,522,000.00	4.75%	4.81%
Class D Notes	31,268,000.00	0.00	31,268,000.00	2.25%	2.28%
Class E Notes	12,506,000.00	0.00	12,506,000.00	1.25%	1.27%
Class X Notes	6,390,173.81	387,061.45	6,003,112.36	0.00%	0.00%
RC1 Residual Certificates	n.a.	n.a.	n.a.	n.a.	n.a.
RC2 Residual Certificates	n.a.	n.a.	n.a.	n.a.	n.a.
<b>Total</b>	<b>1,242,652,176.74</b>	<b>2,531,317.94</b>	<b>1,240,120,858.80</b>		

(1) Determined as follows: Original Principal Balance of all subordinate classes/Total Original Principal Balance

(2) Determined as follows: Ending Principal Balance of all subordinate classes/Total Ending Principal Balance



**PMF 2024-2 PLC**  
Monthly Investor Report

August 2025

**Ratings Information**

Notes	ISIN / Common Code	--- Original Ratings ---		--- Ratings Change / Change Date <sup>1</sup> ---			
		Moody's	DBRS	Moody's		DBRS	
Class A Notes	XS2949623289 / 294962328	Aaa	AAA				
Class B Notes	XS2949623362 / 294962336	Aa3	AA(high)				
Class C Notes	XS2949623446 / 294962344	A2	A(high)				
Class D Notes	XS2949623529 / 294962352	Baa2	BBB(high)				
Class E Notes	XS2949623792 / 294962379	Ba1	BBB				
Class X Notes	XS2949623875 / 294962387	Ba3	BBB(high)				
RC1 Residual Certificates	n.a.	n.a.	n.a.	n.a.	n.a.	n.a.	n.a.
RC2 Residual Certificates	n.a.	n.a.	n.a.	n.a.	n.a.	n.a.	n.a.

<sup>1</sup> Changed ratings provided on this report are based on information provided by the applicable rating agency via electronic transmission. It shall be understood that this transmission will generally have been provided to U.S. Bank Trustees Limited within 30 days of the payment date listed on this statement. Because ratings may have changed during the 30 day window, or may not be being provided by the rating agency in an electronic format and therefore not being updated on this report, U.S. Bank Trustees Limited recommends that investors obtain current rating information directly from the rating agency.



**PMF 2024-2 PLC**  
Monthly Investor Report

August 2025

**Cash Reconciliation**

Available Collections		Distributions	
<b>Available Revenue Receipts</b>		<b>Amounts Distributed by the Issuer</b>	
(a) Revenue Receipts	3,755,976.42	(see Other Required Information page for further detail)	
(b) Interest accrued on the Issuer Accounts	72,043.10	<b>Amounts Distributed by the Issuer</b>	<b>2,292,320.12</b>
(c) Amounts received under Swap Agreement	4,578,527.39		
(d) Class A and Class B Liquidity Reserve Fund Excess Amount	27,218.67	<b>Distributions to Noteholders</b>	
(e) Class A and B Liquidity Reserve Fund Ledger*	0.00	Interest Distribution	5,726,910.09
(f) General Reserve Fund Ledger	0.00	Principal Distribution	2,531,317.94
(g) Reconciliation Amounts deemed to be Available Revenue Receipts	0.00	<b>Distributions to Noteholders</b>	<b>8,258,228.03</b>
(h) Item (v) of the Pre-Enforcement Revenue Priority of Payments	0.00		
(i) Optional Purchase Price	0.00	<b>Other Distributions</b>	
(j) Other net income excluding Redemption Receipts	0.00	Amount to the Issuer Profit Ledger	100.00
(k) item (g) of the Pre-Enforcement Redemption PoP	0.00	Amount to the Class A and Class B Liquidity Reserve Fund Ledger	0.00
(l) Subscription proceeds of the Notes on the Closing Date	0.00	Amount to the Principal Deficiency Ledger	0.00
<b>Less</b>		Amount to the General Reserve Fund Ledger	27,218.67
(m) Third Party Amounts	155.25	Surplus to credit to the Deposit Account	0.00
(n) Tax Payments not funded from Issuer Profit Ledger	0.00	Residual Certificates	0.00
(o) To remedy any overdraft in relation to Collection Accounts	0.00	Surplus applied as Available Revenue Funds	0.00
<b>Available Revenue Receipts</b>	<b>8,433,610.33</b>	Item (r) of the Pre-Enforcement Revenue Priority of Payments	0.00
		<b>Other Distributions</b>	<b>27,318.67</b>
<b>Available Redemption Receipts</b>			
(a) Redemption Receipts	2,144,256.49		
(b) Principal Deficiency Ledger	0.00		
(c) Enhanced Amortisation Amounts	0.00		
(d) General Reserve Fund Ledger**	0.00		
(e) Reconciliation Amounts to be Available Redemption Receipts	0.00		
(f) First IPD Only, Amount paid into Deposit Account	0.00		
<b>Available Redemption Receipts</b>	<b>2,144,256.49</b>		
 <b>Total Available Collections</b>	 <b>10,577,866.82</b>	 <b>Total Distributions</b>	 <b>10,577,866.82</b>

\* On the Class Redemption Date Only

\*\* On the Final Redemption Date Only



**PMF 2024-2 PLC**  
Monthly Investor Report

August 2025

---

**Other Required Information**

---

**Amounts Distributed by the Issuer**

Note Trustee	0.00
Security Trustee	0.00
Agent Bank, Registrar and Paying Agent Fee	0.00
Cash Manager Fee	0.00
Servicer Fee	0.00
Back-Up Servicer Facilitator Fee	0.00
Corporate Services Provider Fee	0.00
Issuer Account Bank Fee	0.00
Collection Account Bank Fee	0.00
Repository Fee	0.00
Third Party Fee	0.00
Transfer Costs	0.00
Swap Subordinated Amounts	0.00
Amount to the Swap Provider	2,292,320.12
<b>Amounts Distributed by the Issuer</b>	<b><u>2,292,320.12</u></b>



**PMF 2024-2 PLC**  
Monthly Investor Report

August 2025

**Mortgage Principal Analysis**

	<b>Current Period</b>	<b>Since Issue</b>
Opening mortgage principal balance - close		1,252,158,701.41
Opening mortgage principal balance - current	1,237,693,704.34	
<b>Total opening mortgage principal balance</b>	<b><u>1,237,693,704.34</u></b>	<b><u>1,252,158,701.41</u></b>
Unscheduled payments (Redemptions)	1,973,104.09	15,071,041.87
Scheduled payments	171,152.40	1,538,211.69
Principal Losses	0.00	0.00
Principal Recoveries	0.00	0.00
<b>Closing mortgage principal balance</b>	<b><u>1,235,549,447.85</u></b>	<b><u>1,235,549,447.85</u></b>



**PMF 2024-2 PLC**  
Monthly Investor Report

August 2025

---

**Principal Deficiency Ledger**

---

**Current Period Principal Deficiency**

	<u>Beginning PDL Balance</u>	<u>Deficiency Allocation</u>	<u>PDL Repayment</u>	<u>Ending PDL Balance</u>
Class E Notes PDL	0.00	0.00	0.00	0.00
Class D Notes PDL	0.00	0.00	0.00	0.00
Class C Notes PDL	0.00	0.00	0.00	0.00
Class B Notes PDL	0.00	0.00	0.00	0.00
Class A Notes PDL	0.00	0.00	0.00	0.00
	<hr/>	<hr/>	<hr/>	<hr/>
<b>Total</b>	<b>0.00</b>	<b>0.00</b>	<b>0.00</b>	<b>0.00</b>





**PMF 2024-2 PLC**  
Monthly Investor Report

August 2025

**Reserve Fund Ledger**

		<u>Credits</u>	<u>Debits</u>
<b><u>Class A and Class B Liquidity Reserve Fund</u></b>			
Original Class A and Class B Liquidity Reserve Fund Amount	14,617,887.50		
Class A and Class B Liquidity Reserve Fund Amount as at Close / Previous IPD	14,464,293.70		
Class A and Class B Liquidity Reserve Fund Required Amount per Current IPD	14,437,075.04		
Top ups on IPD		0.00	
Drawings			27,218.67
<b>Closing Balance</b>	<b><u><u>14,437,075.04</u></u></b>		
<b><u>General Reserve Fund</u></b>			
Original General Reserve Fund Amount	1,016,200.00		
General Reserve Fund Amount as at Close / Previous IPD	1,169,793.80		
General Reserve Fund Required Amount per Current IPD	1,197,012.46		
Top ups on IPD		27,218.67	
Drawings			0.00
<b>Closing Balance</b>	<b><u><u>1,197,012.46</u></u></b>		
<b><u>Issuer Profit Ledger</u></b>			
Original Issuer Profit Ledger Amount	0.00		
Issuer Profit Ledger as at Close / Previous IPD	700.00		
Issuer Profit Amount per Current IPD	100.00		
Top ups on IPD		100.00	
Drawings			0.00
<b>Closing Balance</b>	<b><u><u>800.00</u></u></b>		



**PMF 2024-2 PLC**  
**Monthly Investor Report**

August 2025

**Triggers**

<u>Event of Default</u>	<u>Breach (Y/N)</u>
(a) subject to Condition 16 (Subordination by Deferral), if default is made in the payment of any principal or interest due in respect of the Notes and the default continues for: (i) a period of five Business Days in the case of principal, or (ii) three Business Days in the case of interest; or	No
(b) if the Issuer fails to perform or observe any of its other obligations under these Conditions or any Transaction Document to which it is a party and the failure continues for a period of 15 days (or such longer period as the Note Trustee may permit) (except that in any case where the Note Trustee considers the failure to be incapable of remedy, then no continuation or notice as is aforementioned will be required) following the service by the Note Trustee on the Issuer of notice requiring the same to be remedied; or	No
(c) if any representation or warranty made by the Issuer under any Transaction Document is incorrect when made and the matters giving rise to such misrepresentation are not remedied within a period of 15 days (or such longer period as the Note Trustee may permit) (except that in any case where the Note Trustee considers the matters giving rise to such misrepresentation to be incapable of remedy, then no continuation or notice as is hereinafter mentioned will be required) following the service by the Note Trustee on the Issuer of notice requiring the same to be remedied; or	No
(d) if any order is made by any competent court or any resolution is passed for the winding up or dissolution of the Issuer, save for the purposes of reorganisation on terms approved in writing by the Note Trustee or by Extraordinary Resolution of the Noteholders; or	No
(e) if (i) the Issuer ceases or threatens to cease to carry on the whole or a substantial part of its business, save for the purposes of reorganisation on terms approved in writing by the Note Trustee or by Extraordinary Resolution of the Noteholders, or (ii) the Issuer stops or threatens to stop payment of, or is unable to, or admits inability to, pay its debts (or any class of its debts) as they fall due or the value of its assets falls to less than the amount of its liabilities (taking into account its contingent and prospective liabilities) or (iii) the Issuer is deemed unable to pay its debts pursuant to or for the purposes of any applicable law or is adjudicated or found bankrupt or insolvent; or	No
(f) if proceedings are initiated against the Issuer under any applicable liquidation, insolvency, composition, reorganisation or other similar laws or an application is made (or documents filed with a court) for the appointment of an administrative or other receiver, manager, administrator or other similar official, or an administrative or other receiver, manager, administrator or other similar official is appointed, in relation to the Issuer or, as the case may be, in relation to the whole or any part of the undertaking or assets of the Issuer, and in any such case (other than the appointment of an administrator or an administrative receiver appointed following presentation of a petition for an administration order), unless initiated by the Issuer, is not discharged within 30 days; or	No
(g) if the Issuer (or its directors or shareholders) initiates or consents to judicial proceedings relating to itself under any applicable liquidation, insolvency, composition, reorganisation or other similar laws or makes a conveyance or assignment for the benefit of, or enters into any composition or other arrangement with, its creditors generally (or any class of its creditors) or takes steps with a view to obtaining a moratorium in respect of any of its indebtedness or any meeting is convened to consider a proposal for an arrangement or composition with its creditors generally (or any class of its creditors).	No



**PMF 2024-2 PLC**  
Monthly Investor Report

August 2025

**Portfolio Performance**

As at: 31/07/2025

	This Period				Last Period			
	No.	Balance	Arrears	%	No.	Balance	Arrears	%
<b>Total</b>								
No. of Loans Paying => Monthly CMS	6,159	1,232,583,963.78	2,815.34	99.76%	6,162	1,233,040,186.10	1,770.17	99.62%
No. of Loans Paying => 75% Monthly CMS	0	0.00	0.00	0.00%	0	0.00	0.00	0.00%
No. of Loans Paying < 75% Monthly CMS	0	0.00	0.00	0.00%	1	78,592.71	0.00	0.01%
No. of Loans That Made No Payment	17	2,965,484.07	9,202.80	0.24%	22	4,574,925.53	10,576.13	0.37%
<b>Total</b>	<b>6,176</b>	<b>1,235,549,447.85</b>	<b>12,018.14</b>	<b>100.00%</b>	<b>6,185</b>	<b>1,237,693,704.34</b>	<b>12,346.30</b>	<b>100.00%</b>
% Original Principal Balance				<b>98.44%</b>				<b>98.47%</b>
% Outstanding Principal Balance				<b>99.76%</b>				<b>99.62%</b>
<b>1 to 2 Months</b>								
No. of Loans Paying => Monthly CMS	0	0.00	0.00	0.00%	2	483,149.13	1,418.94	0.04%
No. of Loans Paying => 75% Monthly CMS	0	0.00	0.00	0.00%	0	0.00	0.00	0.00%
No. of Loans Paying < 75% Monthly CMS	0	0.00	0.00	0.00%	0	0.00	0.00	0.00%
No. of Loans That Made No Payment	9	2,089,373.61	6,753.96	0.17%	10	2,290,729.80	6,779.17	0.19%
<b>Total</b>	<b>9</b>	<b>2,089,373.61</b>	<b>6,753.96</b>	<b>0.17%</b>	<b>12</b>	<b>2,773,878.93</b>	<b>8,198.11</b>	<b>0.22%</b>
% Original Principal Balance				<b>0.17%</b>				<b>0.22%</b>
% Outstanding Principal Balance				<b>0.17%</b>				<b>0.22%</b>
<b>2 to 3 Months</b>								
No. of Loans Paying => Monthly CMS	0	0.00	0.00	0.00%	0	0.00	0.00	0.00%
No. of Loans Paying => 75% Monthly CMS	0	0.00	0.00	0.00%	0	0.00	0.00	0.00%
No. of Loans Paying < 75% Monthly CMS	0	0.00	0.00	0.00%	0	0.00	0.00	0.00%
No. of Loans That Made No Payment	1	68,633.89	364.40	0.01%	2	176,382.00	977.34	0.01%
<b>Total</b>	<b>1</b>	<b>68,633.89</b>	<b>364.40</b>	<b>0.01%</b>	<b>2</b>	<b>176,382.00</b>	<b>977.34</b>	<b>0.01%</b>
% Original Principal Balance				<b>0.01%</b>				<b>0.01%</b>
% Outstanding Principal Balance				<b>0.01%</b>				<b>0.01%</b>



**PMF 2024-2 PLC**  
Monthly Investor Report

August 2025

**Portfolio Performance**

As at: 31/07/2025

	This Period				Last Period				
	No.	Balance	Arrears	%	No.	Balance	Arrears	%	
<b>3 to 4 Months</b>									
No. of Loans Paying => Monthly CMS	1	264,543.89	2,368.26	0.02%	0	0.00	0.00	0.00%	
No. of Loans Paying => 75% Monthly CMS	0	0.00	0.00	0.00%	0	0.00	0.00	0.00%	
No. of Loans Paying < 75% Monthly CMS	0	0.00	0.00	0.00%	0	0.00	0.00	0.00%	
No. of Loans That Made No Payment	1	95,212.49	759.06	0.01%	1	264,543.89	2,368.26	0.02%	
<b>Total</b>	<b>2</b>	<b>359,756.38</b>	<b>3,127.32</b>	<b>0.03%</b>	<b>1</b>	<b>264,543.89</b>	<b>2,368.26</b>	<b>0.02%</b>	
% Original Principal Balance				<b>0.03%</b>	% Outstanding Principal Balance				<b>0.02%</b>
% Outstanding Principal Balance				<b>0.03%</b>					<b>0.02%</b>
<b>4+ Months</b>									
No. of Loans Paying => Monthly CMS	0	0.00	0.00	0.00%	0	0.00	0.00	0.00%	
No. of Loans Paying => 75% Monthly CMS	0	0.00	0.00	0.00%	0	0.00	0.00	0.00%	
No. of Loans Paying < 75% Monthly CMS	0	0.00	0.00	0.00%	0	0.00	0.00	0.00%	
No. of Loans That Made No Payment	0	0.00	0.00	0.00%	0	0.00	0.00	0.00%	
<b>Total</b>	<b>0</b>	<b>0.00</b>	<b>0.00</b>	<b>0.00%</b>	<b>0</b>	<b>0.00</b>	<b>0.00</b>	<b>0.00%</b>	
% Original Principal Balance				<b>0.00%</b>	% Outstanding Principal Balance				<b>0.00%</b>
% Outstanding Principal Balance				<b>0.00%</b>					<b>0.00%</b>

NB: The Administrator does not report Days in Arrears but Month in Arrears as referred to by the deal documentation



**PMF 2024-2 PLC**  
Monthly Investor Report

August 2025

**Collateral Report**

As at: 31/07/2025

	<u>At Close</u>	<u>This Period</u>	<u>Last Period</u>
Original Principal Balance as at close	1,252,158,701.41		
Total Original Number of Loans	6,176		
Outstanding Principal Balance as at prior month end		1,235,549,447.85	1,237,693,704.34
Total Current Number of Loans		6,176	6,185
Total number of performing loans		6,164	6,170
Total value of performing loans		1,233,031,683.97	1,234,478,899.52
Total number of 3+ months		2	1
Total value of 3+ months		359,756.38	264,543.89
Percentage 3+ months on Original Balance		0.03%	0.02%
Percentage 3+ months on Outstanding Balance		0.03%	0.02%
Total Value of Arrears Cases		2,517,763.88	3,214,804.82
Total Number of Arrears Cases		12	15
% Original Principal Balance		0.20%	0.26%
% Outstanding Principal Balance		0.20%	0.26%



**PMF 2024-2 PLC**  
Monthly Investor Report

August 2025

**Collateral Report**

As at: 31/07/2025

	<u>This Period</u>	<u>Last Period</u>
<b>REPOSSESSIONS</b>		
Number of Repossessions this Period	0	0
Repossessions Cured	0	0
Total Number of Properties Unsold	0	0
Principal Balance Unsold	0.00	0.00
Principal Balance Cured	0.00	0.00
% Original Principal Balance	0.00%	0.00%
%Outstanding Principal Balance	0.00%	0.00%

	<u>This Period</u>	<u>Last Period</u>
	<u>Current Balance</u>	<u>Current Balance</u>
<b>SALES OF REPOSSESSIONS</b>		
Total Number of Repossessions Sold since close	0	0
Total Value of Property Sold	0.00	0.00
Value of Properties Repossessed this period	0.00	0.00
Cumulative Value of Properties Repossessed since close	0.00	0.00
Number of Properties sold this period	0	0
Value of Properties sold this period	0.00	0.00
Cumulative Loss on Sale	0.00	0.00
Cumulative Loss on Sale % of Original Principal Balance	0.00%	0.00%
Cumulative Redemption Shortfalls incurred	0.00	0.00
Period Losses	0.00	0.00
Cumulative Losses	0.00	0.00



**PMF 2024-2 PLC**  
Monthly Investor Report

August 2025

**Prepayment Rate (CPR)**

	This Period	Last Period
<b>Average Constant Prepayment Rate (CPR) Since Issue with Calculation</b>		
<p>Average CPR speed is the amount expressed as an annualised percentage of principal prepaid in excess of scheduled repayments. The average CPR speed is calculated by first dividing the Current Residential Mortgage Loan Principal Balance (i.e. the actual balance) by the Scheduled Residential Mortgage Loan Principal Balance assuming no prepayments have been made (i.e. only scheduled repayments have been made). The quotient is then raised to a power whereby the exponent is the quantity twelve divided by the number of months since issue. Subtract this result from one then multiply it by one hundred (100) to determine the Average CPR speed.</p> <p>The calculation is expressed as follows: <math display="block">CPR_{Avg} = 100 \times \left[ 1 - \left( \frac{\text{Current Residential Mortgage Loan Principal Balance}}{\text{Scheduled Residential Mortgage Loan Principal Balance}} \right)^{\frac{12}{\text{months since}}} \right]</math></p>	1.80%	1.79%
<b>1 Month Periodical Constant Prepayment Rate (CPR) with Calculation (Annualised)</b>		
<p>Annualised Periodical CPR speed is the amount expressed as a periodical percentage of principal prepaid in excess of scheduled repayments. The Periodical CPR speed is calculated by first dividing the Current Residential Mortgage Loan Principal Balance (i.e. the actual balance) by the Scheduled Residential Mortgage Loan Principal Balance in the period assuming no prepayments have been made (i.e. only scheduled repayments have been made). This quotient is then raised to a power whereby the exponent is the quantity twelve divided by the number of months in the period. Subtract this result from the one then multiply it by one hundred (100) to determined the Periodical CPR speed.</p> <p>The calculation is expressed as follows: <math display="block">\text{Periodical CPR} = 100 \times \left[ 1 - \left( \frac{\text{Current Residential Mortgage Loan Principal Balance}}{\text{Scheduled Residential Mortgage Loan Principal Balance}} \right)^{\frac{12}{\text{months in period}}} \right]</math></p>	1.90%	1.92%
<b>12 Month Periodical Constant Prepayment Rate (CPR) with Calculation (Annualised)</b>		
<p>Annualised Periodical CPR speed is the amount expressed as a periodical percentage of principal prepaid in excess of scheduled repayments. The Periodical CPR speed is calculated by first dividing the Current Residential Mortgage Loan Principal Balance (i.e. the actual balance) by the Scheduled Residential Mortgage Loan Principal Balance in the period assuming no prepayments have been made (i.e. only scheduled repayments have been made). This quotient is then raised to a power whereby the exponent is the quantity twelve divided by the number of months in the period. Subtract this result from the one then multiply it by one hundred (100) to determined the Periodical CPR speed.</p> <p>The calculation is expressed as follows: <math display="block">\text{Periodical CPR} = 100 \times \left[ 1 - \left( \frac{\text{Current Residential Mortgage Loan Principal Balance}}{\text{Scheduled Residential Mortgage Loan Principal Balance}} \right)^{\frac{12}{\text{months in period}}} \right]</math></p>	n.a.	n.a.



**PMF 2024-2 PLC**  
Monthly Investor Report

August 2025

**Pre-Enforcement Revenue Priority of Payments**

<u>Available Revenue Receipts</u>	<b>This IPD</b> <b>8,433,610.33</b>	<b>Last IPD</b> <b>8,065,912.18</b>
(a) first, in or towards satisfaction, pro rata and pari passu, according to the respective amounts thereof of:		
(i) any fees, costs, charges, Liabilities, expenses and all other amounts then due to the Note Trustee and any Appointee under the provisions of the Trust Deed and the other Transaction Documents, together with (if payable) VAT thereon as provided therein; and	0.00	0.00
(ii) any fees, costs, charges, Liabilities, expenses and all other amounts then due to the Security Trustee and any Appointee under the provisions of the Deed of Charge and the other Transaction Documents, together with (if payable) VAT thereon as provided therein;	0.00	0.00
(b) second, in or towards satisfaction, pro rata and pari passu, according to the respective amounts thereof (in each case without double counting) of:		
(i) any remuneration then due and payable to the Agent Bank, the Registrar and the Paying Agents and any fees, costs, charges, Liabilities and expenses then due to them under the provisions of the Agency Agreement, together with (if payable) VAT thereon as provided therein;	0.00	0.00
(ii) any amounts then due and payable to the Cash Manager and any fees, costs, charges, Liabilities and expenses then due under the provisions of the Cash Management Agreement, together with VAT (if payable) thereon as provided therein;	0.00	0.00
(iii) any amounts then due and payable to the Servicer and any fees (including the Servicer Fee), costs, charges, Liabilities and expenses then due under the provisions of the Servicing Agreement, together with VAT (if payable) thereon as provided therein;	0.00	155,921.49
(iv) any amounts then due and payable to the Back-Up Servicer Facilitator and any fees, costs, charges, Liabilities and expenses then due under the provisions of the Servicing Agreement, together with (if payable) VAT thereon as provided therein;	0.00	0.00
(v) any amounts then due and payable to the Corporate Services Provider and any fees, costs, charges, Liabilities and expenses then due under the provisions of the Corporate Services Agreement, together with (if payable) VAT thereon as provided therein;	0.00	0.00
(vi) any amounts then due and payable to the Issuer Account Bank and the Custodian and any fees, costs, charges, Liabilities and expenses then due under the provisions of the Bank Account Agreement and of the Custody Agreement, together with (if applicable) VAT thereon as provided therein;	0.00	0.00
(vii) any amounts then due and payable to the Collection Account Bank and any fees, costs, charges, Liabilities and expenses then due under the provisions of the Collection Account Agreement, together with (if applicable) VAT thereon as provided therein; and	0.00	0.00
(viii) if applicable, the fees, costs, liabilities and expenses of the securitisation repository or any other third party website provider, together with (if payable) VAT thereon as provided for under the provisions of the applicable engagement letter or agreement with such repository or provider;	0.00	0.00





**PMF 2024-2 PLC**  
Monthly Investor Report

August 2025

**Pre-Enforcement Revenue Priority of Payments**

(c) third, in or towards satisfaction, pro rata and pari passu, according to the respective amounts thereof of:		
(i) any amounts due and payable by the Issuer to third parties and incurred without breach by the Issuer of the Transaction Documents to which it is a party (and for which payment has not been provided for elsewhere) and any amounts required to pay or discharge any liability of the Issuer for corporation tax of the Issuer (but only to the extent not capable of being satisfied out of amounts retained by the Issuer under item (e) below); and	0.00	115,200.00
(ii) any Transfer Costs which the Servicer has failed to pay pursuant to Clause 21.6 (Transfer of Servicing) of the Servicing Agreement;	0.00	0.00
(d) fourth, to provide for amounts due on the relevant Swap Payment Date, to pay, in or towards satisfaction of any amounts due to the Swap Provider in respect of the Swap Agreement (including any termination payment due and payable by the Issuer to the extent it is not satisfied by the payment by the Issuer to the Swap Provider of any Replacement Swap Premium or from the Swap Collateral Account Priority of Payments but excluding, if applicable, any related Hedge Subordinated Amounts);	2,292,320.12	2,093,144.65
(e) fifth, to pay the Issuer an amount equal to £100 to be retained by the Issuer as profit in respect of the business of the Issuer (the Issuer Profit Amount);	100.00	100.00
(f) sixth, to provide for amounts due on the relevant Interest Payment Date, to pay, pro rata and pari passu, interest due and payable on the Class A Notes;	4,961,086.54	4,544,714.05
(g) seventh, (so long as the Class A Notes remain outstanding following such Interest Payment Date), to credit the Class A Principal Deficiency Sub-Ledger in an amount sufficient to eliminate any debit thereon (such amounts to be applied in repayment of principal as Available Redemption Receipts);	0.00	0.00
(h) eighth, to provide for amounts due on the relevant Interest Payment Date, to pay, pro rata and pari passu, interest due and payable on the Class B Notes;	269,410.83	246,232.72
(i) ninth, to credit the Class A and Class B Liquidity Reserve Fund Ledger up to the Class A and Class B Liquidity Reserve Fund Required Amount;	0.00	0.00
(j) tenth, (so long as the Class B Notes remain outstanding following such Interest Payment Date), to credit the Class B Principal Deficiency Sub-Ledger in an amount sufficient to eliminate any debit thereon (such amounts to be applied in repayment of principal as Available Redemption Receipts);	0.00	0.00
(k) eleventh, to provide for amounts due on the relevant Interest Payment Date, to pay, pro rata and pari passu, interest due and payable on the Class C Notes;	189,784.42	173,407.15
(l) twelfth, (so long as the Class C Notes remain outstanding following such Interest Payment Date), to credit the Class C Principal Deficiency Sub-Ledger in an amount sufficient to eliminate any debit thereon (such amounts to be applied in repayment of principal as Available Redemption Receipts);	0.00	0.00
(m) thirteenth, to provide for amounts due on the relevant Interest Payment Date, to pay, pro rata and pari passu, interest due and payable on the Class D Notes;	172,286.85	157,354.28



**PMF 2024-2 PLC**  
 Monthly Investor Report

August 2025

Pre-Enforcement Revenue Priority of Payments		
(n) fourteenth, (so long as the Class D Notes remain outstanding following such Interest Payment Date), to credit the Class D Principal Deficiency Sub-Ledger in an amount sufficient to eliminate any debit thereon (such amounts to be applied in repayment of principal as Available Redemption Receipts);	0.00	0.00
(o) fifteenth, to provide for amounts due on the relevant Interest Payment Date, to pay, pro rata and pari passu, interest due and payable on the Class E Notes;	86,998.99	79,381.92
(p) sixteenth, (so long as the Class E Notes remain outstanding following such Interest Payment Date), to credit the Class E Principal Deficiency Sub-Ledger in an amount sufficient to eliminate any debit thereon (such amounts to be applied in repayment of principal as Available Redemption Receipts);	0.00	0.00
(q) seventeenth, to credit the General Reserve Fund Ledger up to the General Reserve Fund Required Amount;	27,218.67	32,499.99
(r) eighteenth, on any Interest Payment Date occurring on or after the Optional Redemption Date or on or after the Final Redemption Date an amount equal to the lesser of: (i) all remaining amounts (if any); and (ii) the amount required by the Issuer to pay in full all amounts payable under items (a) to (f) (inclusive) of the Pre-Enforcement Redemption Priority of Payments, less any Available Redemption Receipts (other than item (c) of the definition thereof) otherwise available to the Issuer, to be applied as Available Redemption Receipts;	0.00	0.00
(s) nineteenth, to provide for amounts due on the relevant Interest Payment Date, to pay, pro rata and pari passu, interest due and payable on the Class X Notes;	47,342.46	46,039.28
(t) twentieth, to provide for amounts due on the relevant Interest Payment Date, to pay, pro rata and pari passu, principal due and payable on the Class X Notes until the Principal Amount Outstanding on the Class X Notes has been reduced to zero;	387,061.45	421,916.65
(u) twenty-first, to provide for amounts due on the relevant Interest Payment Date, to pay in accordance with the terms of the Swap Agreement to the Swap Provider in respect of any Hedge Subordinated Amounts (to the extent not satisfied by payment to the Swap Provider by the Issuer of any applicable Replacement Swap Premium or from the Swap Collateral Account Priority of Payments);	0.00	0.00
(v) twenty-second, on any Interest Payment Date falling within a Determination Period, all remaining amounts to be credited to the Deposit Account to be applied on the next Interest Payment Date as Available Revenue Receipts; and	0.00	0.00
(w) twenty-third, on any Interest Payment Date prior to (but excluding) the Optional Redemption Date any excess amounts, pro rata and pari passu, as RC1 Payments to the holders of the RC1 Residual Certificates and thereafter, any excess amounts, pro rata and pari passu, as RC2 Payments to the holders of the RC2 Residual Certificates.		
RC1 Payments	0.00	0.00
RC2 Payments	0.00	0.00
<b>Total paid</b>	<u><u>8,433,610.33</u></u>	<u><u>8065912.178</u></u>



**PMF 2024-2 PLC**  
Monthly Investor Report

August 2025

<b>Pre-Enforcement Redemption Priority of Payments</b>		
	<b>This IPD</b>	<b>Last IPD</b>
<b><u>Available Redemption Receipts</u></b>	<b>2,144,256.49</b>	<b>2,177,493.26</b>
(a) first, any Principal Addition Amounts to be applied to meet any Senior Expenses Deficit;	0.00	0.00
(b) second, in or towards repayment, pro rata and pari passu, of principal amounts outstanding on the Class A Notes until the Principal Amount Outstanding on the Class A Notes has been reduced to zero;	2,144,256.49	2,177,493.26
(c) third, in or towards repayment, pro rata and pari passu, of principal amounts outstanding on the Class B Notes until the Principal Amount Outstanding on the Class B Notes has been reduced to zero;	0.00	0.00
(d) fourth, in or towards repayment, pro rata and pari passu, of principal amounts outstanding on the Class C Notes until the Principal Amount Outstanding on the Class C Notes has been reduced to zero;	0.00	0.00
(e) fifth, in or towards repayment, pro rata and pari passu, of principal amounts outstanding on the Class D Notes until the Principal Amount Outstanding on the Class D Notes has been reduced to zero;	0.00	0.00
(f) sixth, in or towards repayment, pro rata and pari passu, of principal amounts outstanding on the Class E Notes until the Principal Amount Outstanding on the Class E Notes has been reduced to zero; and	0.00	0.00
(g) seventh, any excess amounts as Available Revenue Receipts.	0.00	0.00
<b>Total paid</b>	<b><u>2,144,256.49</u></b>	<b><u>2,177,493.26</u></b>



**PMF 2024-2 PLC**  
Monthly Investor Report

August 2025

Swap Collateral Account Priority of Payments		
<u>Amounts and securities standing to the credit of each Swap Collateral Account</u>	This IPD	Last IPD
	0.00	0.00
(a) to pay an amount equal to any Swap Tax Credits received by the Issuer to the relevant Swap Provider;	0.00	0.00
(b) prior to the designation of an Early Termination Date (as defined in the Swap Agreement, the Early Termination Date) in respect of the Swap Agreement, solely in or towards payment or discharge of any Return Amounts (as defined in the Swap Credit Support Annex), Interest Amounts and Distributions (as defined in the Swap Credit Support Annex), on any day, directly to the Swap Provider;	0.00	0.00
(c) following the designation of an Early Termination Date in respect of the Swap Agreement where (A) such Early Termination Date has been designated following a Swap Provider Default or Swap Provider Downgrade Event and (B) the Issuer enters into a Replacement Swap Agreement in respect of the Swap Agreement on or around the Early Termination Date of the Swap Agreement, on the later of the day on which such Replacement Swap Agreement is entered into, the day on which a termination payment (if any) payable to the Issuer has been received and the day on which a Replacement Swap Premium (if any) payable to the Issuer has been received, in the following order of priority:		
(i) first, in or towards payment of a Replacement Swap Premium (if any) payable by the Issuer to a replacement swap provider in order to enter into a Replacement Swap Agreement with the Issuer with respect to the Swap Agreement being terminated;	0.00	0.00
(ii) second, in or towards payment of any termination payment due to the outgoing Swap Provider; and	0.00	0.00
(iii) third, the surplus (if any) to be paid to the outgoing Swap Provider;	0.00	0.00
(d) following the designation of an Early Termination Date in respect of the Swap Agreement where: (A) such Early Termination Date has been designated otherwise than as a result of one of the events specified at item (c)(A) above, and (B) the Issuer enters into a Replacement Swap Agreement in respect of the Swap Agreement on or around the Early Termination Date of the Swap Agreement, on the later of the day on which such Replacement Swap Agreement is entered into, the day on which a termination payment (if any) payable to the Issuer has been received and the day on which a Replacement Swap Premium (if any) payable to the Issuer has been received, in the following order of priority:		
(i) first, in or towards payment of any termination payment due to the outgoing Swap Provider;	0.00	0.00
(ii) second, in or towards payment of a Replacement Swap Premium (if any) payable by the Issuer to a replacement swap provider in order to enter into a Replacement Swap Agreement with the Issuer with respect to the Swap Agreement being terminated; and	0.00	0.00
(iii) third, the surplus (if any) to be paid to the outgoing Swap Provider;	0.00	0.00
(e) following the designation of an Early Termination Date in respect of the Swap Agreement for any reason where the Issuer does not enter into a Replacement Swap Agreement in respect of the Swap Agreement on or around the Early Termination Date of the Swap Agreement and, on the date on which the relevant payment is due, in or towards payment of any termination payment due to the outgoing Swap Provider; and	0.00	0.00



**PMF 2024-2 PLC**  
Monthly Investor Report

August 2025

**Swap Collateral Account Priority of Payments**

(f) following payments of amounts due pursuant to item (e) above, if amounts remain standing to the credit of a Swap Collateral Account, such amounts may be applied only in accordance with the following provisions:

- (i) first, in or towards payment of a Replacement Swap Premium (if any) payable by the Issuer to a replacement swap provider in order to enter into a Replacement Swap Agreement with the Issuer with respect to the Swap Agreement; and
- (ii) second, any surplus remaining after payment of such Replacement Swap Premium to be paid to the outgoing Swap Provider,

	0.00	0.00
	0.00	0.00
<b>Total paid</b>	<b>0.00</b>	<b>0.00</b>



**PMF 2024-2 PLC**  
Monthly Investor Report

August 2025

<b>Post-Enforcement Priority of Payments</b>		
	<b>This IPD</b>	<b>Last IPD</b>
<b>Available Funds</b>	<b>0.00</b>	<b>0.00</b>
(a) first, in or towards satisfaction, pro rata and pari passu, according to the respective amounts thereof of:		
(i) any fees, costs, charges, Liabilities, expenses and all other amounts then due and payable to the Note Trustee, the Receiver and any Appointee under the provisions of the Trust Deed and the other Transaction Documents, together with (if payable) VAT thereon as provided therein; and	0.00	0.00
(ii) any fees, costs, charges, Liabilities, expenses and all other amounts then due and payable to the Security Trustee, the Receiver and any Appointee under the provisions of the Deed of Charge and the other Transaction Documents, together with (if payable) VAT thereon as provided therein;	0.00	0.00
(b) second, in or towards satisfaction, pro rata and pari passu, according to the respective amounts thereof of:		
(i) any remuneration then due and payable to the Agent Bank, the Registrar and the Paying Agents and any costs, charges, Liabilities and expenses then due and payable to them under the provisions of the Agency Agreement, together with (if payable) VAT thereon as provided therein;	0.00	0.00
(ii) any amounts then due and payable to the Cash Manager and any fees, costs, charges, Liabilities and expenses then due under the provisions of the Cash Management Agreement, together with VAT (if payable) thereon as provided therein;	0.00	0.00
(iii) any amounts then due and payable to the Servicer and any fees (including the Servicer Fee), costs, charges, Liabilities and expenses then due under the provisions of the Servicing Agreement, together with VAT (if payable) as provided therein;	0.00	0.00
(iv) any amounts then due and payable to the Back-Up Servicer Facilitator and any fees, costs, charges, Liabilities and expenses then due under the provisions of the Servicing Agreement, together with (if payable) VAT thereon as provided therein;	0.00	0.00
(v) any amounts then due and payable to the Corporate Services Provider and any fees, costs, charges, Liabilities and expenses then due and payable to the Corporate Services Provider under the provisions of the Corporate Services Agreement, together with (if payable) VAT thereon as provided therein;	0.00	0.00
(vi) any amounts then due and payable to the Issuer Account Bank and the Custodian and any fees, costs, charges, Liabilities and expenses then due and payable to the Issuer Account Bank and the Custodian under the provisions of the Bank Account Agreement and of the Custody Agreement, together with (if payable) VAT thereon as provided therein;	0.00	0.00
(vii) any amounts then due and payable to the Collection Account Bank and any fees, costs, charges, Liabilities and expenses then due and payable to the Collection Account Bank under the provisions of the Collection Account Agreement, together with (if payable) VAT thereon as provided therein; and	0.00	0.00
(viii) if applicable, the fees, costs, liabilities and expenses of the securitisation repository or any other third party website provider, together with (if payable) VAT thereon as provided for under the provisions of the applicable engagement letter or agreement with such repository or provider;	0.00	0.00



**PMF 2024-2 PLC**  
Monthly Investor Report

August 2025

**Post-Enforcement Priority of Payments**

(c) third, to pay in or towards satisfaction of any amounts due to the Swap Provider in respect of the Swap Agreement (including any termination payment due and payable by the Issuer to the extent it is not satisfied by any payments by the Issuer to the Swap Provider under the Swap Collateral Account Priority of Payments but excluding, if applicable, any related Hedge Subordinated Amounts);	0.00	0.00
(d) fourth, to pay, pro rata and pari passu, according to the respective outstanding amounts thereof, interest and principal due and payable on the Class A Notes until the Principal Amount Outstanding on the Class A Notes has been reduced to zero; Class A Interest Class A Principal	0.00 0.00	0.00 0.00
(e) fifth, to pay, pro rata and pari passu, according to the respective outstanding amounts thereof, interest and principal due and payable on the Class B Notes until the Principal Amount Outstanding on the Class B Notes has been reduced to zero; Class B Interest Class B Principal	0.00 0.00	0.00 0.00
(f) sixth, to pay, pro rata and pari passu, according to the respective outstanding amounts thereof, interest and principal due and payable on the Class C Notes until the Principal Amount Outstanding on the Class C Notes has been reduced to zero; Class C Interest Class C Principal	0.00 0.00	0.00 0.00
(g) seventh, to pay, pro rata and pari passu, according to the respective outstanding amounts thereof, interest and principal due and payable on the Class D Notes until the Principal Amount Outstanding on the Class D Notes has been reduced to zero; Class D Interest Class D Principal	0.00 0.00	0.00 0.00
(h) eighth, to pay, pro rata and pari passu, according to the respective outstanding amounts thereof, interest and principal due and payable on the Class E Notes until the Principal Amount Outstanding on the Class E Notes has been reduced to zero; Class E Interest Class E Principal	0.00 0.00	0.00 0.00
(i) ninth, to pay in accordance with the terms of the Swap Agreement to the Swap Provider in respect of any Hedge Subordinated Amounts (to the extent not satisfied by payment to the Swap Provider by the Issuer of any applicable amount under the Swap Collateral Account Priority of Payments);	0.00	0.00
(j) tenth, to pay, pro rata and pari passu, according to the respective outstanding amounts thereof, interest and principal due and payable on the Class X Notes until the Principal Amount Outstanding on the Class X Notes has been reduced to zero; Class X Interest Class X Principal	0.00 0.00	0.00 0.00
(k) eleventh, pro rata and pari passu to the amounts due and payable to third parties (if any);	0.00	0.00
(l) twelfth, to pay the Issuer Profit Amount; and	0.00	0.00



**PMF 2024-2 PLC**  
Monthly Investor Report

August 2025

**Post-Enforcement Priority of Payments**

(m) thirteenth, on any Interest Payment Date prior to (but excluding) the Optional Redemption Date to pay any excess amounts, pro rata and pari passu, as RC1 Payments to the holders of the RC1 Residual Certificates and thereafter to pay any excess amounts, pro rata and pari passu, on such Interest Payment Date, as RC2 Payments to the holders of the RC2 Residual Certificates.

RC1 Payments	0.00	0.00
RC2 Payments	0.00	0.00
<b>Total paid</b>	<b>0.00</b>	<b>0.00</b>





**PMF 2024-2 PLC**  
Monthly Investor Report

August 2025

**Portfolio Analysis**

Current Balance	Current Balance	Current Balance (%)	Number of Accounts	Number of Accounts (%)
0 <=x< 75,000	46,897,973.38	3.80%	770	12.47%
75,000 <=x< 100,000	78,115,795.44	6.32%	892	14.44%
100,000 <=x< 125,000	79,740,958.40	6.45%	712	11.53%
125,000 <=x< 150,000	74,115,793.07	6.00%	542	8.78%
150,000 <=x< 175,000	79,521,858.07	6.44%	491	7.95%
175,000 <=x< 200,000	86,306,920.86	6.99%	461	7.46%
200,000 <=x< 225,000	68,020,689.17	5.51%	322	5.21%
225,000 <=x< 250,000	66,684,276.71	5.40%	282	4.57%
250,000 <=x< 275,000	68,269,470.01	5.53%	260	4.21%
275,000 <=x< 300,000	56,651,564.69	4.59%	198	3.21%
300,000 <=x< 325,000	69,631,385.21	5.64%	223	3.61%
325,000 <=x< 350,000	50,356,288.95	4.08%	149	2.41%
350,000 <=x< 375,000	51,674,849.21	4.18%	143	2.32%
375,000 <=x	359,477,893.02	29.10%	731	11.84%
<b>Total</b>	<b>1,235,465,716.19</b>	<b>100.00%</b>	<b>6,176</b>	<b>100.00%</b>

Original Balance	Current Balance	Current Balance (%)	Number of Accounts	Number of Accounts (%)
0 <=x< 75,000	43,640,203.18	3.53%	720	11.66%
75,000 <=x< 100,000	77,063,156.79	6.24%	891	14.43%
100,000 <=x< 125,000	79,350,166.73	6.42%	718	11.63%
125,000 <=x< 150,000	74,656,388.19	6.04%	552	8.94%
150,000 <=x< 175,000	79,698,232.29	6.45%	499	8.08%
175,000 <=x< 200,000	87,965,371.21	7.12%	472	7.64%
200,000 <=x< 225,000	68,261,689.98	5.53%	325	5.26%
225,000 <=x< 250,000	66,293,268.55	5.37%	283	4.58%
250,000 <=x< 275,000	68,068,206.67	5.51%	261	4.23%
275,000 <=x< 300,000	56,703,663.90	4.59%	199	3.22%
300,000 <=x< 325,000	72,495,942.77	5.87%	233	3.77%
325,000 <=x< 350,000	47,131,382.30	3.81%	140	2.27%
350,000 <=x< 375,000	52,237,948.18	4.23%	145	2.35%
375,000 <=x	361,900,095.45	29.29%	738	11.95%
<b>Total</b>	<b>1,235,465,716.19</b>	<b>100.00%</b>	<b>6,176</b>	<b>100.00%</b>



**PMF 2024-2 PLC**  
Monthly Investor Report

August 2025

**Portfolio Analysis**

<b>Original LTV</b>	<b>Current Balance</b>	<b>Current Balance (%)</b>	<b>Number of Accounts</b>	<b>Number of Accounts (%)</b>
0 <=x< 70%	150,750,540.12	12.20%	733	11.87%
70% <=x< 75%	147,940,595.58	11.97%	605	9.80%
75% <=x< 80%	825,154,496.96	66.79%	4,160	67.36%
80% <=x< 85%	111,620,083.53	9.03%	678	10.98%
85% <=x< 90%	0.00	0.00%	0	0.00%
90% <=x< 95%	0.00	0.00%	0	0.00%
95% <=x< 100%	0.00	0.00%	0	0.00%
100% <=x< 105%	0.00	0.00%	0	0.00%
105% <=x	0.00	0.00%	0	0.00%
<b>Total</b>	<b>1,235,465,716.19</b>	<b>100.00%</b>	<b>6,176</b>	<b>100.00%</b>

<b>Current LTV</b>	<b>Current Balance</b>	<b>Current Balance (%)</b>	<b>Number of Accounts</b>	<b>Number of Accounts (%)</b>
0 <=x< 70%	177,914,029.57	14.40%	975	15.79%
70% <=x< 75%	159,529,419.14	12.91%	675	10.93%
75% <=x< 80%	791,047,662.72	64.03%	3,891	63.00%
80% <=x< 85%	106,974,604.76	8.66%	635	10.28%
85% <=x< 90%	0.00	0.00%	0	0.00%
90% <=x< 95%	0.00	0.00%	0	0.00%
95% <=x< 100%	0.00	0.00%	0	0.00%
100% <=x< 105%	0.00	0.00%	0	0.00%
105% <=x	0.00	0.00%	0	0.00%
<b>Total</b>	<b>1,235,465,716.19</b>	<b>100.00%</b>	<b>6,176</b>	<b>100.00%</b>



**PMF 2024-2 PLC**  
Monthly Investor Report

August 2025

**Portfolio Analysis**

Origination Year	Current Balance	Current Balance (%)	Number of Accounts	Number of Accounts (%)
2016	51,528,694.86	4.17%	193	3.13%
2017	123,553,085.76	10.00%	468	7.58%
2018	3,365,682.54	0.27%	30	0.49%
2019	8,050,123.02	0.65%	73	1.18%
2020	76,871,246.47	6.22%	543	8.79%
2021	0.00	0.00%	0	0.00%
2022	972,096,883.54	78.68%	4,869	78.84%
2023	0.00	0.00%	0	0.00%
<b>Total</b>	<b>1,235,465,716.19</b>	<b>100.00%</b>	<b>6,176</b>	<b>100.00%</b>

Original Term (years)	Current Balance	Current Balance (%)	Number of Accounts	Number of Accounts (%)
0 <=x< 15	40,389,220.91	3.27%	215	3.48%
15 <=x< 17	57,350,595.67	4.64%	275	4.45%
17 <=x< 19	18,732,938.06	1.52%	101	1.64%
19 <=x< 21	191,225,065.38	15.48%	925	14.98%
21 <=x< 23	17,791,306.72	1.44%	98	1.59%
23 <=x< 25	22,081,832.17	1.79%	104	1.68%
25 <=x< 27	639,427,065.18	51.76%	3,195	51.73%
27 <=x< 29	9,434,665.41	0.76%	51	0.83%
29 <=x	239,033,026.69	19.35%	1,212	19.62%
<b>Total</b>	<b>1,235,465,716.19</b>	<b>100.00%</b>	<b>6,176</b>	<b>100.00%</b>



**PMF 2024-2 PLC**  
Monthly Investor Report

August 2025

**Portfolio Analysis**

Remaining Term (years)	Current Balance	Current Balance (%)	Number of Accounts	Number of Accounts (%)
0 <=x< 5	8,577,467.29	0.69%	41	0.66%
5 <=x< 8	31,097,443.27	2.52%	159	2.57%
8 <=x< 11	23,738,881.12	1.92%	117	1.89%
11 <=x< 14	75,078,449.91	6.08%	344	5.57%
14 <=x< 17	167,410,001.03	13.55%	782	12.66%
17 <=x< 20	160,843,475.77	13.02%	824	13.34%
20 <=x< 23	528,289,241.94	42.76%	2,679	43.38%
23 <=x< 26	15,402,373.32	1.25%	92	1.49%
26 <=x	225,028,382.54	18.21%	1,138	18.43%
<b>Total</b>	<b>1,235,465,716.19</b>	<b>100.00%</b>	<b>6,176</b>	<b>100.00%</b>

Repayment Type	Current Balance	Current Balance (%)	Number of Accounts	Number of Accounts (%)
Repayment	60,477,609.52	4.90%	488	7.90%
Interest Only	1,174,988,106.67	95.10%	5,688	92.10%
Part & Part	0.00	0.00%	0	0.00%
<b>Total</b>	<b>1,235,465,716.19</b>	<b>100.00%</b>	<b>6,176</b>	<b>100.00%</b>

Current Interest	Current Balance	Current Balance (%)	Number of Accounts	Number of Accounts (%)
0.00% <=x< 2.50%	0.00	0.00%	0	0.00%
2.50% <=x< 3.00%	86,142,661.38	6.97%	360	5.83%
3.00% <=x< 3.25%	204,006,901.70	16.51%	879	14.23%
3.25% <=x< 3.50%	440,866,928.73	35.68%	2,244	36.33%
3.50% <=x< 3.75%	212,035,736.09	17.16%	1,047	16.95%
3.75% <=x< 4.00%	102,567,314.60	8.30%	625	10.12%
4.00% <=x< 4.25%	31,903,282.47	2.58%	140	2.27%
4.25% <=x< 4.50%	89,101,803.87	7.21%	496	8.03%
4.50% <=x< 4.75%	22,406,831.89	1.81%	126	2.04%
4.75% <=x< 5.00%	2,900,831.05	0.23%	15	0.24%
5.00% <=x	43,533,424.41	3.52%	244	3.95%
<b>Total</b>	<b>1,235,465,716.19</b>	<b>100.00%</b>	<b>6,176</b>	<b>100.00%</b>



**PMF 2024-2 PLC**  
Monthly Investor Report

August 2025

**Portfolio Analysis**

Current Margin Over Rel	Current Balance	Current Balance (%)	Number of Accounts	Number of Accounts (%)
0.00% <=x< 2.50%	0.00	0.00%	0	0.00%
2.50% <=x< 3.00%	86,142,661.38	6.97%	360	5.83%
3.00% <=x< 3.25%	204,006,901.70	16.51%	879	14.23%
3.25% <=x< 3.50%	440,866,928.73	35.68%	2,244	36.33%
3.50% <=x< 3.75%	212,035,736.09	17.16%	1,047	16.95%
3.75% <=x< 4.00%	102,567,314.60	8.30%	625	10.12%
4.00% <=x< 4.25%	31,903,282.47	2.58%	140	2.27%
4.25% <=x< 4.50%	89,101,803.87	7.21%	496	8.03%
4.50% <=x< 4.75%	22,406,831.89	1.81%	126	2.04%
4.75% <=x< 5.00%	2,900,831.05	0.23%	15	0.24%
5.00% <=x	43,533,424.41	3.52%	244	3.95%
<b>Total</b>	<b>1,235,465,716.19</b>	<b>100.00%</b>	<b>6,176</b>	<b>100.00%</b>

Interest Rate Index	Current Balance	Current Balance (%)	Number of Accounts	Number of Accounts (%)
BBR	1,235,465,716.19	100.00%	6,176	100.00%
Other	0.00	0.00%	0	0.00%
<b>Total</b>	<b>1,235,465,716.19</b>	<b>100.00%</b>	<b>6,176</b>	<b>100.00%</b>

Loan Purpose	Current Balance	Current Balance (%)	Number of Accounts	Number of Accounts (%)
Purchase	0.00	0.00%	0	0.00%
Re-Mortgage	661,113,290.14	53.51%	3,006	48.67%
Right to Buy	574,352,426.05	46.49%	3,170	51.33%
<b>Total</b>	<b>1,235,465,716.19</b>	<b>100.00%</b>	<b>6,176</b>	<b>100.00%</b>

Buy-To-Let	Current Balance	Current Balance (%)	Number of Accounts	Number of Accounts (%)
Yes	1,235,465,716.19	100.00%	6,176	100.00%
No	0.00	0.00%	0	0.00%
<b>Total</b>	<b>1,235,465,716.19</b>	<b>100.00%</b>	<b>6,176</b>	<b>100.00%</b>



**PMF 2024-2 PLC**  
Monthly Investor Report

August 2025

**Portfolio Analysis**

Arrears Multiple	Current Balance	Current Balance (%)	Number of Accounts	Number of Accounts (%)
x <=0	1,232,367,524.42	99.75%	6,161	99.76%
0 <x< 1	570,935.18	0.05%	3	0.05%
1 <=x< 2	2,095,300.56	0.17%	9	0.15%
2 <=x<3	69,004.74	0.01%	1	0.02%
3 <=x	362,951.29	0.03%	2	0.03%
<b>Total</b>	<b>1,235,465,716.19</b>	<b>100.00%</b>	<b>6,176</b>	<b>100.00%</b>

Self-Certified Product	Current Balance	Current Balance (%)	Number of Accounts	Number of Accounts (%)
Yes	0.00	0.00%	0	0.00%
No	1,235,465,716.19	100.00%	6,176	100.00%
No Data	0.00	0.00%	0	0.00%
<b>Total</b>	<b>1,235,465,716.19</b>	<b>100.00%</b>	<b>6,176</b>	<b>100.00%</b>

First-time Buyer	Current Balance	Current Balance (%)	Number of Accounts	Number of Accounts (%)
Yes	13,528,276.43	1.09%	77	1.25%
No	1,205,303,520.83	97.56%	6,036	97.73%
No Data	16,633,918.93	1.35%	63	1.02%
<b>Total</b>	<b>1,235,465,716.19</b>	<b>100.00%</b>	<b>6,176</b>	<b>100.00%</b>

Region	Current Balance	Current Balance (%)	Number of Accounts	Number of Accounts (%)
East	124,083,271.18	10.04%	563	9.12%
East Midlands	76,210,274.00	6.17%	528	8.55%
London	450,861,059.03	36.49%	1,243	20.13%
North East	24,073,524.46	1.95%	308	4.99%
North West	104,878,000.69	8.49%	915	14.82%
Scotland	22,755,731.72	1.84%	204	3.30%
South East	206,990,236.41	16.75%	845	13.68%
South West	64,695,874.98	5.24%	321	5.20%
Wales	25,404,476.99	2.06%	208	3.37%
West Midlands	86,774,437.48	7.02%	589	9.54%
Yorkshire and the Humber	48,738,829.25	3.94%	452	7.32%
<b>Total</b>	<b>1,235,465,716.19</b>	<b>100.00%</b>	<b>6,176</b>	<b>100.00%</b>



**PMF 2024-2 PLC**  
Monthly Investor Report

August 2025

**Portfolio Analysis**

Valuation Type	Current Balance	Current Balance (%)	Number of Accounts	Number of Accounts (%)
Full, Internal and External Inspection	1,235,177,402.04	99.98%	6,175	99.98%
Other	288,314.15	0.02%	1	0.02%
<b>Total</b>	<b>1,235,465,716.19</b>	<b>100.00%</b>	<b>6,176</b>	<b>100.00%</b>

Year Built	Current Balance	Current Balance (%)	Number of Accounts	Number of Accounts (%)
x < 1900	103,166,317.67	8.35%	457	7.40%
1900 <= x < 1920	346,605,635.95	28.05%	1,886	30.54%
1920 <= x < 1940	229,057,217.29	18.54%	877	14.20%
1940 <= x < 1960	93,327,842.74	7.55%	535	8.66%
1960 <= x < 1980	153,605,785.09	12.43%	828	13.41%
1980 <= x < 2000	109,400,251.62	8.85%	599	9.70%
2000 <= x < 2002	23,727,265.31	1.92%	114	1.85%
2002 <= x < 2004	11,901,287.53	0.96%	64	1.04%
2004 <= x < 2006	20,541,255.35	1.66%	120	1.94%
2006 <= x <= 2013	144,132,857.64	11.67%	696	11.27%
<b>Total</b>	<b>1,235,465,716.19</b>	<b>100.00%</b>	<b>6,176</b>	<b>100.00%</b>

Seasoning (years)	Current Balance	Current Balance (%)	Number of Accounts	Number of Accounts (%)
0 <= x < 5	1,001,895,344.83	81.09%	5,096	82.51%
5 <= x < 6	53,869,083.76	4.36%	376	6.09%
6 <= x < 7	2,039,986.83	0.17%	21	0.34%
7 <= x	177,661,300.77	14.38%	683	11.06%
<b>Total</b>	<b>1,235,465,716.19</b>	<b>100.00%</b>	<b>6,176</b>	<b>100.00%</b>

Employment Type	Current Balance	Current Balance (%)	Number of Accounts	Number of Accounts (%)
Self Employed	617,907,048.42	50.01%	2,947	47.72%
Employed	546,947,674.63	44.27%	2,886	46.73%
Other	70,610,993.14	5.72%	343	5.55%
<b>Total</b>	<b>1,235,465,716.19</b>	<b>100.00%</b>	<b>6,176</b>	<b>100.00%</b>



**PMF 2024-2 PLC**  
Monthly Investor Report

August 2025

---

**Portfolio Analysis**

---

Date	7/31/2025	Weighted Average Seasoning (yrs)	3.95
Current Balance	1,235,465,716.19	Weighted Average Remaining Maturity (yrs)	20.77
Number of Accounts	6,176	Buy To Let	1,235,465,716.19
Average Loan Balance	200,043.02	Interest Only	1,174,988,106.67
Maximum Loan Balance	1,472,948.69	Weighted Average Original LTV	73.86%
Weighted Average Interest Rate	3.59%	Weighted Average Current LTV	73.58%
Weighted Average Mortgage Margin	3.59%		





DISCLAIMER

*U.S. Bank Global Corporate Trust Limited is a limited company registered in England and Wales having the registration number 05521133 and a registered address of 125 Old Broad Street, Fifth Floor, London, EC2N 1AR. U.S. Bank Global Corporate Trust Limited, Dublin Branch is registered in Ireland with the Companies Registration Office under Reg. No. 909340 with its registered office at Block F1, Cherrywood Business Park, Cherrywood, Dublin 18, Ireland D18 W2X7. U.S. Bank Global Corporate Trust Limited is a Trust Corporation and not a banking institution and is not authorised to carry on banking business in the United Kingdom, Ireland or any other jurisdiction.*